

## 40 mg/ml med tincture Begin PL M396

**Sample ID:** BIA251111S0353  
**Strain:** Tincture  
**Harvest Lot:**  
**Matrix:** Ingestible  
**Type:** Tincture  
**Sample Size:** 1 units  
**Lot#:**

**Produced:**  
**Collected:**  
**Received:** 11/11/2025  
**Completed:** 11/18/2025  
**Batch#:** PL M396

**Client:**  
**Highly Rooted**  
**Lic. #** MANU0020 AND SCLT0100  
 30 Mountain View Plaza  
 Morristown, VT 05661



### Summary

Test	Date Tested	Result
Sample		Complete
Cannabinoids	11/14/2025	Complete

### Cannabinoids

30ml Container; Density - 0.947g/mL

Completed

**10.24 mg/serving**

Total THC

**9.79 mg/serving**

Total CBD

**20.81 mg/serving**

Total Cannabinoids

Analyte	LOQ	Results	Results	Mass	Mass	Analyte	LOQ	Results	Results	Mass	Mass
	mg/g	%	mg/g	mg/serving	mg/container		mg/g	%	mg/g	mg/serving	mg/container
CBDVa	0.0003	<LOQ	<LOQ	<LOQ	<LOQ	CBCVa	0.0003	<LOQ	<LOQ	<LOQ	<LOQ
CBDV	0.0003	0.041	0.41	0.10	2.90	CBNa	0.0003	<LOQ	<LOQ	<LOQ	<LOQ
CBDa	0.0005	<LOQ	<LOQ	<LOQ	<LOQ	Δ9-THC	0.0005	4.324	43.24	10.24	307.13
CBGa	0.0005	<LOQ	<LOQ	<LOQ	<LOQ	Δ8-THC	0.0003	<LOQ	<LOQ	<LOQ	<LOQ
CBG	0.0005	0.247	2.47	0.58	17.53	Δ10-THC*	0.0002	<LOQ	<LOQ	<LOQ	<LOQ
CBD	0.0005	4.137	41.37	9.79	293.84	CBL	0.0005	<LOQ	<LOQ	<LOQ	<LOQ
THCV	0.0003	0.041	0.41	0.10	2.90	CBC	0.0003	<LOQ	<LOQ	<LOQ	<LOQ
CBLV	0.0003	<LOQ	<LOQ	<LOQ	<LOQ	THCa	0.0005	<LOQ	<LOQ	<LOQ	<LOQ
CBCV	0.0003	<LOQ	<LOQ	<LOQ	<LOQ	CBCa	0.0006	<LOQ	<LOQ	<LOQ	<LOQ
THCVa	0.0003	<LOQ	<LOQ	<LOQ	<LOQ	CBLa	0.0005	<LOQ	<LOQ	<LOQ	<LOQ
CBN	0.0005	<LOQ	<LOQ	<LOQ	<LOQ	<b>Total THC</b>		<b>4.32</b>	<b>43.24</b>	<b>10.24</b>	<b>307.13</b>
						<b>Total CBD</b>		<b>4.14</b>	<b>41.37</b>	<b>9.79</b>	<b>293.84</b>
						<b>Total</b>		<b>8.79</b>	<b>87.90</b>	<b>20.81</b>	<b>624.29</b>

Analyst: 052

Cannabinoids Methodology: High Performance Liquid Chromatography (HPLC) using PerkinElmer FLEXAR™ with Photo Diode Array Detector (PDA)

Total CBD and total THC are calculated values, to account for assumed decarboxylation from the acid form (THCa or CBDA) to the neutral form, causing weight loss of the acid group. These values are calculated as follows:

$$\text{Total THC} = (\text{THCa} \times 0.877) + \Delta 9\text{-THC}$$

$$\text{Total CBD} = (\text{CBDA} \times 0.877) + \text{CBD Reagent}$$

Blanks: &lt; LOQs for all analytes

LOQ = The lowest quantity that this method can reliably detect. Any cannabinoid that was not detected is assumed to be less than the stated LOQ (&lt;LOQ).

All results reflect dry weight of material, based on % moisture of the sample.

Measurement of Uncertainty (MU): the parameter, associated with the result of a measurement, that characterizes the dispersion of the values that could reasonably be attributed to the

particular quantity subject to measurement. Δ9-THC MU = ±0.005% Total THC MU = ±0.007%

All other cannabinoid MU values are available upon request.

All moisture and water activity analysis is determined by dewpoint measurement using an AQUALAB water activity meter.

\*The result is the sum of delta-10 isomers.




Luke Emerson-Mason  
 Laboratory Director  
 11/18/2025

Confident LIMS  
 All Rights Reserved  
[coa.support@confidentlims.com](mailto:coa.support@confidentlims.com)  
 (866) 506-5866  
[www.confidentlims.com](http://www.confidentlims.com)



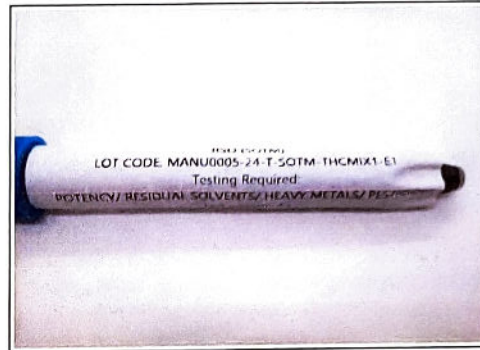


261 Mountain View Dr  
Colchester, VT 05446  
License #: TLAB0030  
802-767-7256  
info@onwardanalytics.biz

# Certificate of Analysis

**Client Name:** Kria Commons  
**License Number:** MANU-0005

**Sample ID:** VT8700  
**Sample Name:** RSO (SOTM)  
**Sample Lot:** MANU0005-24-T-SOTM-THCMIX1-E1  
**Sample Matrix:** Solvent Extraction Concentrates  
**Date Received:** 3/28/2024  
**Date Reported:** 4/3/2024  
**Date Tested:** 4/1/2024



Total Cannabinoids		
	%	mg/g
<b>Total THC:</b>	<b>66.025</b>	<b>660.254</b>
<b>Total CBD:</b>	<b>1.062</b>	<b>10.619</b>
<b>Total Cannabinoids:</b>	<b>71.032</b>	<b>710.319</b>

**Total theoretical CBD % = (CBD%) + (CBDA% \* 0.877)**  
**Total theoretical THC % = (delta-9-THC%) + (THCA% \* 0.877)**

## Potency

Standard potency analysis utilizing High Performance Liquid Chromatography (HPLC; SOP-024-OA) | Test ID: 425746

Analyte	%	mg/g	LOD (mg/g)	LOQ (mg/g)
CBC	< LOQ	< LOQ	0.0003	0.0040
CBCA	ND	ND	0.0002	0.0040
CBD	1.0619	10.619	0.0008	0.0040
CBDA	ND	ND	0.0002	0.0040
CBDV	ND	ND	0.0008	0.0040
CBDVA	ND	ND	0.0001	0.0040
CBG	3.9446	39.446	0.0009	0.0040
CBGA	ND	ND	0.0001	0.0040
CBN	< LOQ	< LOQ	0.0004	0.0040
CBNA	ND	ND	0.0002	0.0040
D8 THC	ND	ND	0.0012	0.0040
D9 THC	66.0254	660.254	0.0016	0.0049
D10 THC	ND	ND	0.0004	0.0040
THCA	< LOQ	< LOQ	0.0002	0.0040
THCV	< LOQ	< LOQ	0.0016	0.0049
THCVA	ND	ND	0.0002	0.0040

Callie Chapman  
Lab Director  
4/3/2024

In performing the services, Onward Analytics, ("OA") shall exercise a degree of skill and care ordinarily exercised by a reasonably prudent laboratory professional under similar circumstances. Except as set forth in the preceding sentence, client acknowledges and agrees that: (a) the services may require OA to make judgements based upon limited data rather than upon scientific certainties; (b) OA's approach, recommendations, and associated cost estimates, if any, are based on industry practices and averages; (c) OA renders its opinions with respect to observations made and data available at the time of testing; (d) ultimate outcomes could be inconsistent with OA's conclusions, results and projections; and (e) there may be additional reports relating to the site (whether prepared by OA or other parties), and reliance upon any OA report without reference to any such other reports is done at client's sole risk.



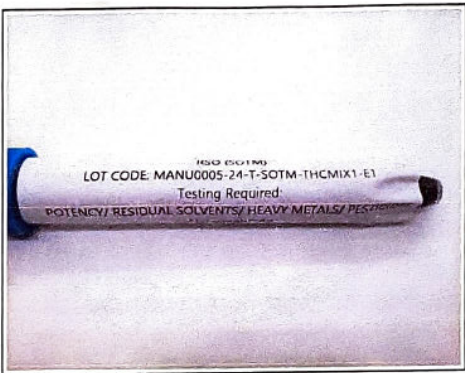


261 Mountain View Dr  
 Colchester, VT 05446  
 License #: TLAB0030  
 802-767-7256  
 info@onwardanalytics.biz

# Certificate of Analysis

**Client Name:** Kria Commons  
**License Number:** MANU-0005

**Sample ID:** VT8700  
**Sample Name:** RSO (SOTM)  
**Sample Lot:** MANU0005-24-T-SOTM-THCMIX1-E1  
**Sample Matrix:** Solvent Extraction Concentrates  
**Date Received:** 3/28/2024  
**Date Reported:** 4/3/2024  
**Date Tested:** 4/1/2024



## Pesticides Pass

Residual pesticide analysis utilizing Liquid Chromatography – Mass Spectrometry (LC-MSMS; SOP-070-OA) - Limit units: ppm | Test ID: #25762

Analyte	Pass/Fail	Result (ppm)	Limit	LOD (ppm)	LOQ (ppm)
Abamectin B1a	Pass	ND	0.10000	0.00156	0.01560
Abamectin B1b	Pass	ND	0.10000	0.00011	0.00110
Acephate	Pass	ND	0.10000	0.00168	0.01680
Acequinocyl	Pass	ND	0.10000	0.00167	0.01670
Azoxystrobin	Pass	ND	0.10000	0.00168	0.01680
Bifenazate	Pass	ND	0.10000	0.00167	0.01670
Bifenthrin	Pass	ND	3.00000	0.00167	0.01670
Carbaryl	Pass	ND	0.50000	0.00167	0.01670
Chlorpyrifos	Pass	ND	0.04000	0.00167	0.01670
Cypermethrin	Pass	ND	1.00000	0.00168	0.01680
Etoxazole	Pass	ND	0.10000	0.00168	0.01680
Imazalil	Pass	ND	0.04000	0.00167	0.01670
Imidacloprid	Pass	ND	5.00000	0.00166	0.01660
Myclobutanil	Pass	ND	0.10000	0.00167	0.01670
Spinosyn A	Pass	ND	0.10000	0.00120	0.01199
Spinosyn D	Pass	ND	0.10000	0.00042	0.00415
Pyrethrins	Pass	ND	0.50000	0.00022	0.00072
				0.00498 *	0.00015 *

\* Pyrethrins action limit represents sum of isomers I & II

Callie Chapman  
 Lab Director  
 4/3/2024

In performing the services, Onward Analytics, ("OA") shall exercise a degree of skill and care ordinarily exercised by a reasonably prudent laboratory professional under similar circumstances. Except as set forth in the preceding sentence, client acknowledges and agrees that: (a) the services may require OA to make judgements based upon limited data rather than upon scientific certainties; (b) OA's approach, recommendations, and associated cost estimates, if any, are based on industry practices and averages; (c) OA renders its opinions with respect to observations made and data available at the time of testing; (d) ultimate outcomes could be inconsistent with OA's conclusions, results and projections; and (e) there may be additional reports relating to the site (whether prepared by OA or other parties), and reliance upon any OA report without reference to any such other reports is done at client's sole risk.






261 Mountain View Dr  
 Colchester, VT 05446  
 License #: TLAB0030  
 802-767-7256  
 info@onwardanalytics.biz

# Certificate of Analysis

**Client Name:** Kria Commons  
**License Number:** MANU-0005

**Sample ID:** VT8700  
**Sample Name:** RSO (SOTM)  
**Sample Lot:** MANU0005-24-T-SOTM-THCMIX1-E1  
**Sample Matrix:** Solvent Extraction Concentrates  
**Date Received:** 3/28/2024  
**Date Reported:** 4/3/2024  
**Date Tested:** 4/1/2024



## Heavy Metals PASS

Heavy metals analysis utilizing Inductively Coupled Plasma Mass Spectrometry (ICP-MS; SOP-072-OA) - Limit units: ppm

Analyte	Pass/Fail	Result (ppm)	Limit (ppm)	LOD (ppm)	LOQ (ppm)
Arsenic	PASS	< LOQ	1.500	0.0000260	0.00050
Cadmium	PASS	< LOQ	0.500	0.0000004	0.00050
Lead	PASS	< LOQ	1.000	0.0000190	0.00050
Mercury	PASS	< LOQ	1.500	0.0000039	0.00050

Callie Chapman  
 Lab Director  
 4/3/2024

In performing the services, Onward Analytics, ("OA") shall exercise a degree of skill and care ordinarily exercised by a reasonably prudent laboratory professional under similar circumstances. Except as set forth in the preceding sentence, client acknowledges and agrees that: (a) the services may require OA to make judgements based upon limited data rather than upon scientific certainties; (b) OA's approach, recommendations, and associated cost estimates, if any, are based on industry practices and averages; (c) OA renders its opinions with respect to observations made and data available at the time of testing; (d) ultimate outcomes could be inconsistent with OA's conclusions, results and projections; and (e) there may be additional reports relating to the site (whether prepared by OA or other parties), and reliance upon any OA report without reference to any such other reports is done at client's sole risk.



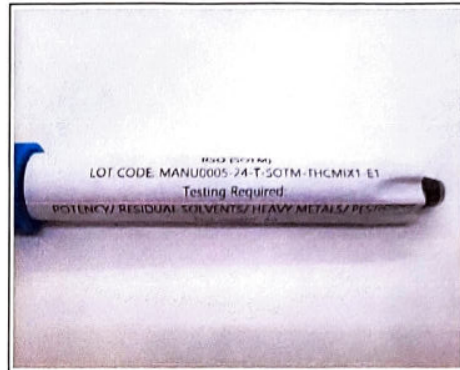


261 Mountain View Dr  
 Colchester, VT 05446  
 License #: TLAB0030  
 802-767-7256  
 info@onwardanalytics.biz

# Certificate of Analysis

**Client Name:** Kria Commons  
**License Number:** MANU-0005

**Sample ID:** VT8700  
**Sample Name:** RSO (SOTM)  
**Sample Lot:** MANU0005-24-T-SOTM-THCMIX1-E1  
**Sample Matrix:** Solvent Extraction Concentrates  
**Date Received:** 3/28/2024  
**Date Reported:** 4/3/2024  
**Date Tested:** 4/1/2024



## Residual Solvents Pass

Residual solvents and processing chemicals analysis utilizing Headspace Gas Chromatography – Mass Spectrometry (HS-GC-MS; SOP-010-OA) - Limit units: µg/g | Test ID: #25761

Analyte	Pass/Fail	Result (ppm)	Limit	LOD (ppm)	LOQ (ppm)
Acetone	Pass	< LOQ	5000.000	4.730	14.200
Acetonitrile	Pass	< LOQ	410.000	0.480	1.450
Benzene	Pass	< LOQ	2.000	0.020	0.060
Chloroform	Pass	< LOQ	60.000	0.070	0.210
Ethanol	Pass	< LOQ	5000.000	6.010	18.040
Heptanes (total)	Pass	< LOQ	5000.000	5.950	17.840
Hexanes (total)	Pass	< LOQ	0	0.350	1.040
Isopropyl Alcohol	Pass	< LOQ	5000.000	5.910	17.730
Methanol	Pass	< LOQ	3000.000	3.540	10.610
Methylene Chloride	Pass	< LOQ	600.000	6.400	19.190
Toluene	Pass	< LOQ	890.000	1.050	3.160
Xylenes (total)	Pass	< LOQ	2170.000	19.426 14.858 *	58.868 45.024 *

### Additional Solvent Analytes

Propane	Pass	< LOQ	5000.000	5.420	16.260
2-Methylpropane	Pass	< LOQ	5000.000	5.420	16.270
2,2-Dimethylbutane	Pass	< LOQ	5000.000	0.340	1.020
2,3-Dimethylbutane	Pass	< LOQ	5000.000	0.340	1.030
n-Butane	Pass	< LOQ	0	5.390	16.160
2-Methylpentane	Pass	< LOQ	5000.000	0.340	1.030
3-Methylpentane	Pass	< LOQ	5000.000	0.680	2.050
Isopentane	Pass	< LOQ	5000.000	5.890	17.670
n-Pentane	Pass	< LOQ	5000.000	5.900	17.700
Neopentane	Pass	< LOQ	5000.000	11.870	35.620

\* Xylenes action limit represents sum of m,p-Xylene and o-Xylene

Callie Chapman  
 Lab Director  
 4/3/2024

In performing the services, Onward Analytics, ("OA") shall exercise a degree of skill and care ordinarily exercised by a reasonably prudent laboratory professional under similar circumstances. Except as set forth in the preceding sentence, client acknowledges and agrees that: (a) the services may require OA to make judgements based upon limited data rather than upon scientific certainties; (b) OA's approach, recommendations, and associated cost estimates, if any, are based on industry practices and averages; (c) OA renders its opinions with respect to observations made and data available at the time of testing; (d) ultimate outcomes could be inconsistent with OA's conclusions, results and projections; and (e) there may be additional reports relating to the site (whether prepared by OA or other parties), and reliance upon any OA report without reference to any such other reports is done at client's sole risk.

